

5-1634516-1 ✓ ACTIVE




TE Internal #: 5-1634516-1

RF Connectors, BNC RF Interface, Jack, 50 Ω , URM 76 / Belden 9907 / KX 15, Bayonet, 4 GHz Operating Frequency, Cable-to-Panel, 1 Position, Sealable

[View on TE.com >](#)

Connectors > RF Coax Connectors > RF Connectors



RF Interface: **BNC**

RF Connector Style: **Jack**

RF Connector Mated Outer Diameter (Approximate): **14.53 mm [.572 in]**

Impedance: **50 Ω**

Compatible With RF Cable Type: **Belden 9907, KX 15, RG 141A, RG 58C, URM 43, URM 76**

Features

Product Type Features

Connector Shape	Hexagonal
Connector Seal Type	Gasket
RF Interface	BNC
RF Connector Style	Jack
Compatible With RF Cable Type	Belden 9907, KX 15, RG 141A, RG 58C, URM 43, URM 76
Connector System	Cable-to-Panel
Sealable	Yes
Connector & Contact Terminates To	Wire & Cable

Configuration Features

Number of Positions	1
Number of Coaxial Contacts	1

Electrical Characteristics

Impedance	50 Ω
-----------	-------------

Body Features



Cable Connector Orientation	Straight
Body Material	Zinc
Body Material Finish	Plated
Body Plating Material	Nickel

Contact Features

Crimp Type	Hex
RF Connector Center Contact Plating Material	Gold
RF Connector Center Contact Material	Brass

Termination Features

Termination Method to Wire & Cable	Crimp
------------------------------------	-------

Mechanical Attachment

PCB Mount Retention	Without
Panel Mount Feature Type	Hex Nut
RF Connector Coupling Mechanism	Bayonet
Connector Mounting Type	Panel Mount
RF Contact Captivation Method	Mechanical
Detent	With

Dimensions

Panel Thickness (Recommended)	2 – 5 mm [.078 – .197 in]
RF Connector Mated Outer Diameter (Approximate)	14.53 mm [.572 in]

Usage Conditions

Insulation Option	Uninsulated
Operating Temperature Range	-55 – 85 °C [-67 – 185 °F]

Operation/Application

Operating Frequency	4 GHz
---------------------	-------

Packaging Features

Packaging Method	Single Pack
------------------	-------------

Other

Additional Features	Hardware Included
Grade	Commercial
Dielectric Material	Polyphthalamide



Product Compliance





[For compliance documentation, visit the product page on TE.com>](#)

EU RoHS Directive 2011/65/EU	Compliant with Exemptions
EU ELV Directive 2000/53/EC	Compliant with Exemptions
China RoHS 2 Directive MIIT Order No 32, 2016	Restricted Materials Above Threshold
EU REACH Regulation (EC) No. 1907/2006	<p>Current ECHA Candidate List: JUNE 2022 (224)</p> <p>Candidate List Declared Against: JAN 2022 (223)</p> <p>SVHC > Threshold:</p> <p>Pb (3.1% in Component Part)</p> <p>Article Safe Usage Statements: Do not eat, drink or smoke when using this product. Wash thoroughly after handling. Recycle if possible and dispose of the article by following all applicable governmental regulations relevant to your geographic location.</p>
Halogen Content	Low Halogen - Br, Cl, F, I < 900 ppm per homogenous material. Also BFR/CFR/PVC Free
Solder Process Capability	Not applicable for solder process capability

Product Compliance Disclaimer

This information is provided based on reasonable inquiry of our suppliers and represents our current actual knowledge based on the information they provided. This information is subject to change. The part numbers that TE has identified as EU RoHS compliant have a maximum concentration of 0.1% by weight in homogenous materials for lead, hexavalent chromium, mercury, PBB, PBDE, DBP, BBP, DEHP, DIBP, and 0.01% for cadmium, or qualify for an exemption to these limits as defined in the Annexes of Directive 2011/65/EU (RoHS2). Finished electrical and electronic equipment products will be CE marked as required by Directive 2011/65/EU. Components may not be CE marked. Additionally, the part numbers that TE has identified as EU ELV compliant have a maximum concentration of 0.1% by weight in homogenous materials for lead, hexavalent chromium, and mercury, and 0.01% for cadmium, or qualify for an exemption to these limits as defined in the Annexes of Directive 2000/53/EC (ELV). Regarding the REACH Regulation, the information TE provides on SVHC in articles for this part number is based on the latest European Chemicals Agency (ECHA) 'Guidance on requirements for substances in articles' posted at this URL: <https://echa.europa.eu/guidance-documents/guidance-on-reach>

Compatible Parts

 <p>TE Part # CAT-076-BNCJKISG50 BNC RF Connector: Jack Assembly, Isolated Ground Protection, 50 Ohm</p>	 <p>TE Part # CAT-076-BNCVTBAY BNC Vertical Jack RF Connector, 50 Ohm, Bayonet Coupling Mechanism</p>	 <p>TE Part # CAT-076-BNCRABAY BNC RF Connector: Male (Jack), Right Angle</p>	 <p>TE Part # 5227755-2 BNC SOLDER RECEPT JACK SHORT</p>
---	--	--	---



Documents

Product Drawings

[BNC RM BHJ Hex 50Ohm Nickel Pltd RG58C/U](#)

English

CAD Files

[3D PDF](#)

3D

Customer View Model

[ENG_CVM_CVM_5-1634516-1_B.2d_dxf.zip](#)

English

Customer View Model

[ENG_CVM_CVM_5-1634516-1_B.3d_igs.zip](#)

English

Customer View Model

[ENG_CVM_CVM_5-1634516-1_B.3d_stp.zip](#)

English

By downloading the CAD file I accept and agree to the [Terms and Conditions](#) of use.

Datasheets & Catalog Pages



ZDC_RF_COAX_CONNECTOR_SERIES_50&75_OHM

English

Product Specifications

Economy RF Coaxial Connectors

English

Product Specification

English